



**PT SERIES®**

# Interactive support guide

Click on the images below to open the live links



Webinar



Video



Resource




Consultation

## Next Steps

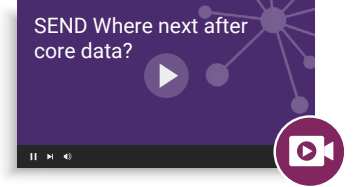
### Data Triangulation



### Data Spotlights




### Identifying SEND



## Future References

### Choosing a test type and level



Maths



English



Science

### Curricula Links



PROGRESS TEST IN MATHS



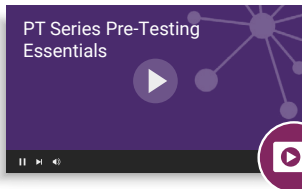
PROGRESS TEST IN ENGLISH



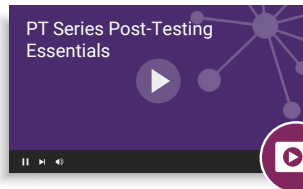
PROGRESS TEST IN SCIENCE

## Further Free Training

### Free Online Training - Watch at your convenience



PT Series Pre-Testing Essentials



PT Series Post-Testing Essentials

### Getting started webinars



BOOK NOW

### Free 1:1 data consultations



BOOK NOW

## Webinar



As well as a brief overview of the PT Series assessments, we explore how the different types of data and reporting available can help you to:

- Identify gaps in your students' learning.
- Understand strengths and weaknesses.
- Prioritise those most in need of extra support and target your support efficiently.

## Case study

### Case Study

“I wanted to determine the key questions and decisions that leaders across our schools and the business needed to ask and make.”

Hywel Benbow, Vice President: Global Data & Analytics, GEMS Education

Questions about your data? Contact us at:  
[assessment.insights@gl-assessment.co.uk](mailto:assessment.insights@gl-assessment.co.uk)